

JPC12-150

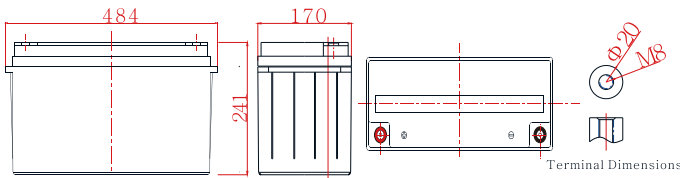


General Features

- › Lead-carbon composite negative plate, both capacitance and battery characteristics
- › Long cycle life, excellent deep cycle discharge ability
- › Excellent charge acceptance ability
- › Optimized capability of instant high-current discharging
- › Strong high and low temperature performance
- › Precision sealing technology



Dimension: 484(L)×170(W)×241(H) Unit: mm



Applications

- › Solar/ wind energy and other new energy storage
- › Hybrid vehicles, electric bicycles and other new energy vehicles
- › Other backup or cycle purposes

Specification

Nominal Voltage	12V
Nominal Capacity	150Ah
Design life	15 years
Terminal	M8
Approx. Weight	Approx 47.0kg (104lbs)
Container Material	ABS
Rated Capacity	150Ah 10Hour Rate (15.0A to 10.8V)
	122Ah 3Hour Rate (40.7A to 10.8V)
	99.2Ah 1Hour Rate (99.2A to 10.5V)
Internal resistance	Full charged at 25°C: 3.30 mΩ
Max. Discharge Current	1800A(5S)
Operating Temperature	Discharge: -20 ~60°C (-4~ 140°F)
	Charge: -20 ~50°C (-4~ 122°F)
	Storage: -20 ~50°C (-4~ 122°F)
Charge current:	Max. 15.0A; Recom.5.0~10.0A
Charge Method (25 °C)	Float Charge: 13.5-13.8V, recom. 13.8V (-18mV/ °C)
	Equalize charge: 13.8-14.1V, recom. 14.1V (-24mV/ °C)
	Cycle charge: 14.4-15.0V, recom. 14.7V (-30mV/ °C)
Self discharge	3% of capacity declined per month at 25°C

Constant Current Discharge Characteristics Unit: A (25°C, 77°F)

FV/Time	5min	15min	30min	1h	2h	3h	5h	8h	10h	20h
1.60V	539	290	176	102	58.5	42.5	28.5	18.8	15.8	8.27
1.65V	522	281	173	101	58.2	42.0	28.2	18.6	15.6	8.22
1.70V	503	275	170	101	57.8	41.4	27.9	18.5	15.5	8.18
1.75V	462	266	168	99.2	56.9	41.0	27.6	18.3	15.3	8.15
1.80V	414	248	162	96.6	55.8	40.7	26.9	18.2	15.0	8.10
1.85V	369	221	147	89.6	53.0	38.3	25.5	17.4	14.7	7.97

Constant Power Discharge Characteristics Unit: W/cell (25°C, 77°F)

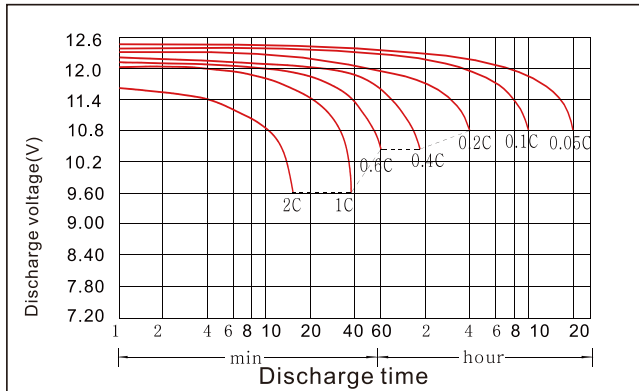
FV/Time	5min	15min	30min	1h	2h	3h	5h	8h	10h	20h
1.60V	905	510	320	194	111	80.7	54.0	36.3	30.3	16.4
1.65V	870	501	317	192	110	79.8	53.7	36.0	30.0	16.4
1.70V	866	495	317	191	110	79.4	53.3	35.9	29.7	16.2
1.75V	807	492	315	189	109	78.9	53.0	35.6	29.4	16.2
1.80V	741	465	308	188	109	78.6	52.4	35.3	29.1	16.1
1.85V	662	416	282	174	104	74.7	50.1	34.2	28.7	15.9

Disclaimer: Manufacturers have the right to self-modify the parameters of the product updates, please keep in touch with manufacturers to obtain the latest information.

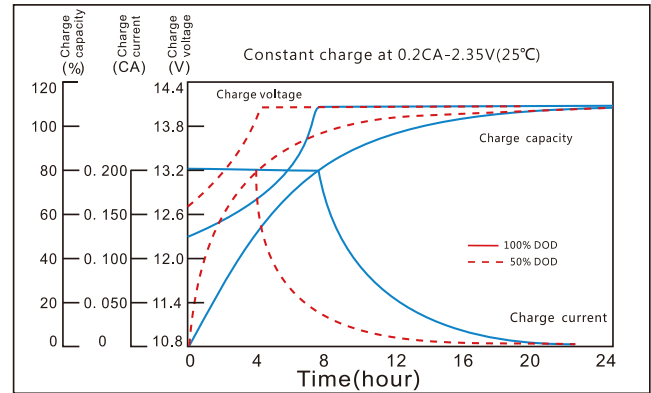


JPC12-150

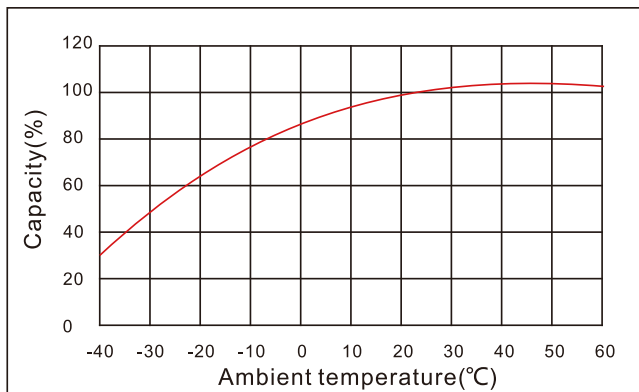
Discharge characteristic



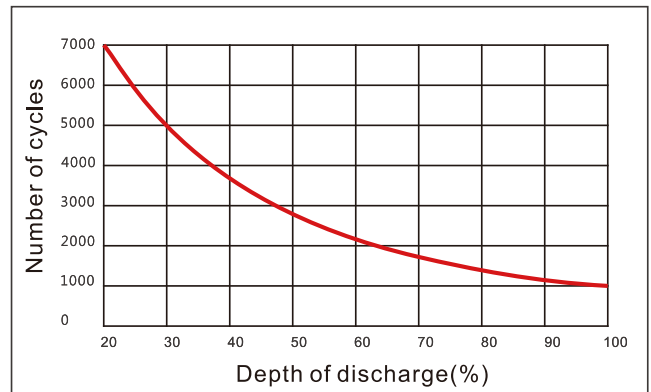
Charging characteristic



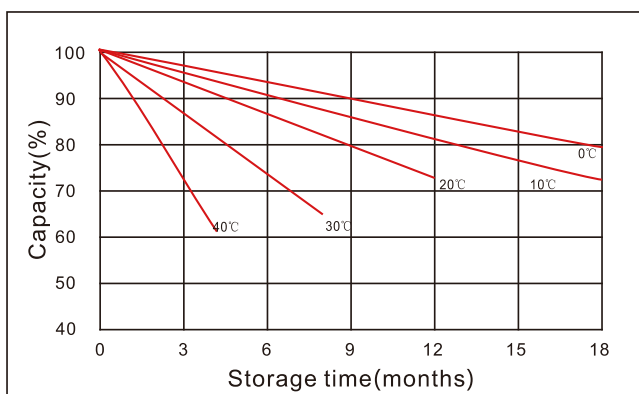
The effect of temperature on capacity



The effect of discharge depth on cycle life



Curves of self-discharge



The effect of discharge depth on cycle life

